



Alternative Intersections in Commercial Areas

July 7, 2016

Salt Lake Valley

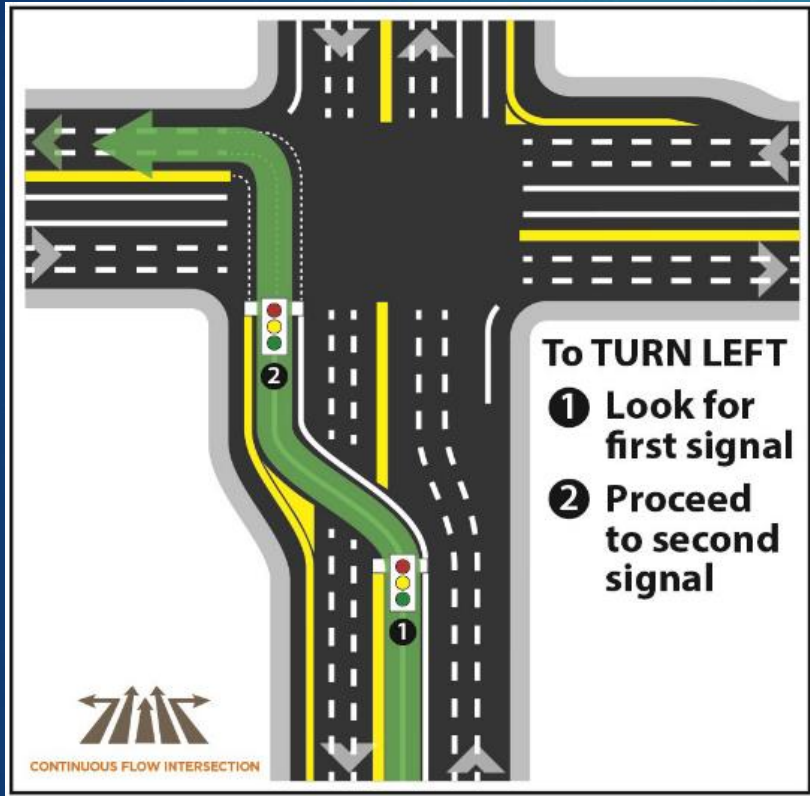
- ▶ **1,300 square kilometer valley**
- ▶ **Settled by Mormon Pioneers in 1847**
- ▶ **148 Pioneers settled Salt Lake City**
- ▶ **City was designed on grid system with wide roads**



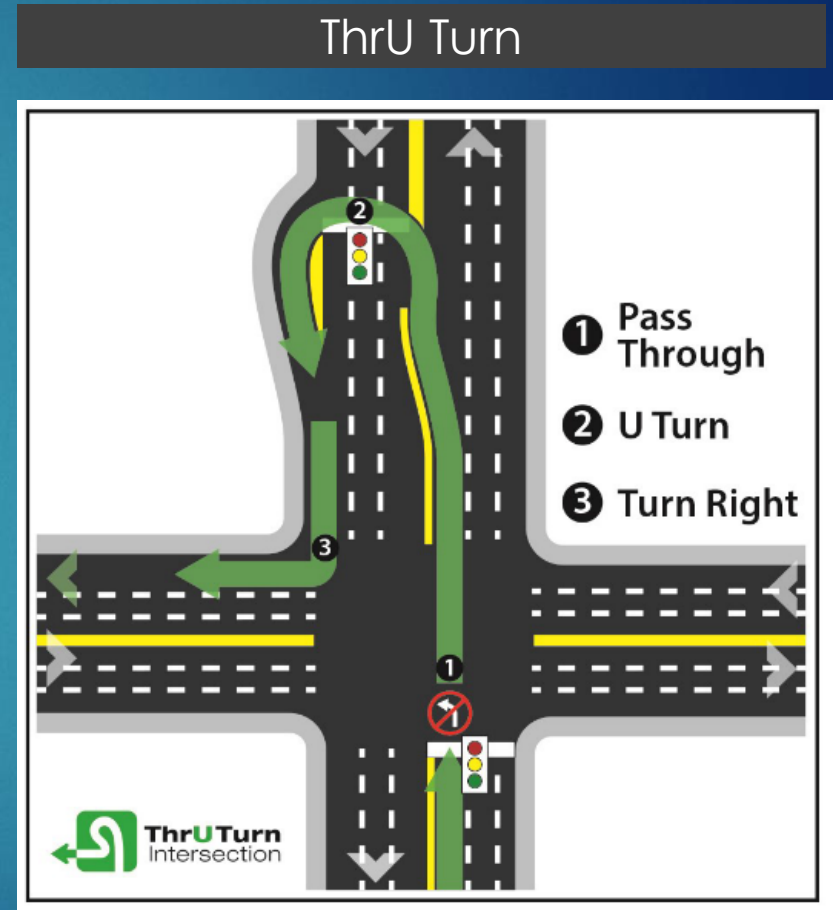
Snapshot of Utah

- ▶ **2.9 million people live in Utah**
 - **80 percent live along the Wasatch Front**
 - **One third of Utah's population is in Salt Lake Valley**
 - **Population expected to double by 2050**
- ▶ **Millions of tourists use Utah's highways each year**
- ▶ **I-15 and I-80 serve as major trucking routes**

Alternative Intersections



Continuous Flow Intersection (CFI)



Continuous Flow Intersections

A CFI is an intersection that moves left turn conflicts from the primary intersection to an upstream intersection where the left turns cross over oncoming traffic before entering the primary intersection.

CFI Access Challenges

- ▶ **Changes Drivers Expectations**
- ▶ **Business Owner Concerns**
- ▶ **Right of Way Issues**
- ▶ **Design Issues**



3500 South Bangerter



4100 South Bangerter



5400 South Redwood



CFI Lessons Learned

- ▶ **Consolidating conflict points to signals is a good thing**
- ▶ **Businesses prefer signalized access**
- ▶ **Partnering with affected stakeholders improves process**

ThrU Turns

A ThrU Turn intersection is an intersection that prohibits left turn movements at the critical intersection and provides U-turn movements at the secondary intersections where more capacity is available. This moves the critical left turn movement to a mid-block crossover point where a two-phased signalized intersection is less impactful.

ThrU Turn Access Challenges

- ▶ **Changes Drivers Expectations**
- ▶ **Business Owner Concerns**
- ▶ **Right of Way Issues**
- ▶ **Design Issues**



12300 South State Street



STILL CONFUSED?



THE COAST IS

What? Not this way!

Too far!

No turn here

Draper

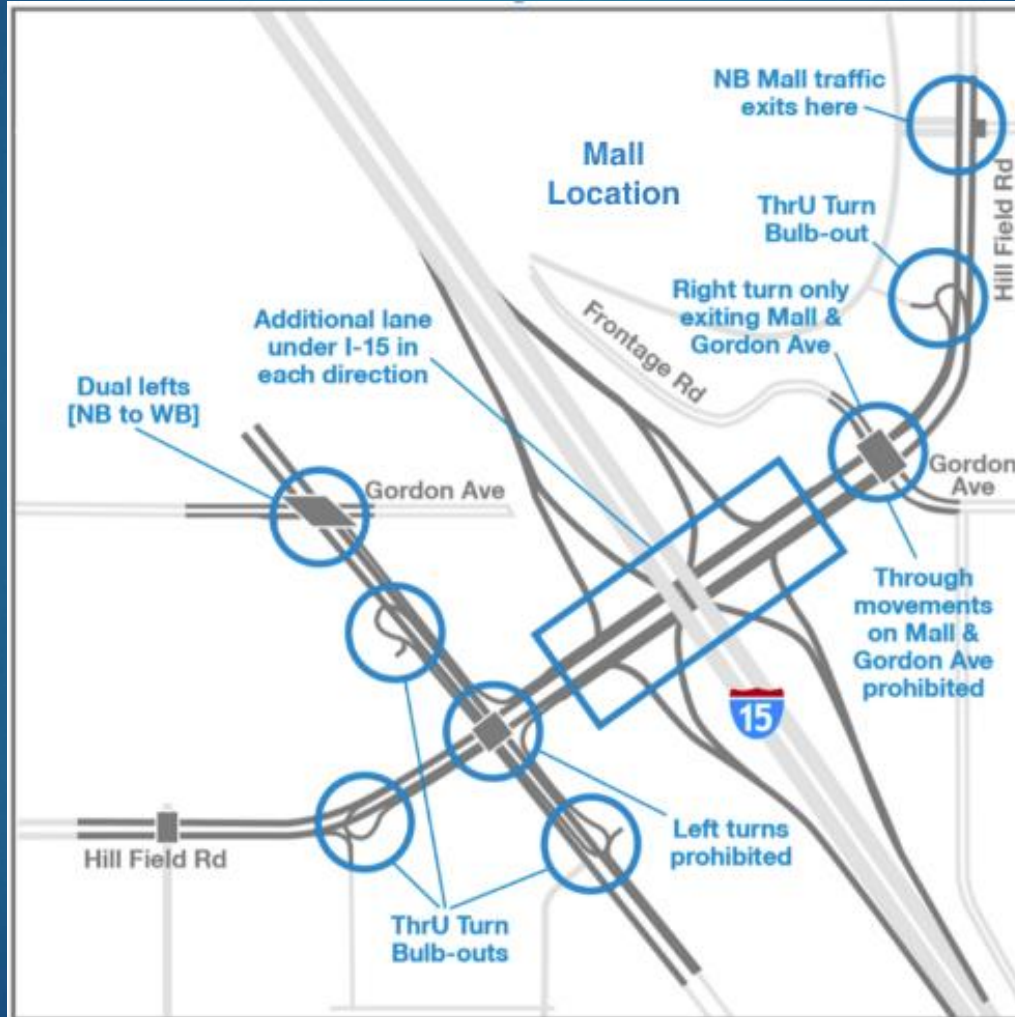
Draper

Where?

What a mess!

CLEAR

Hill Field Road



ThrU Turn Lessons Learned

- ▶ **Develop partnerships with stakeholders early**
- ▶ **Improved design addresses mobility concerns from motorists and businesses**
- ▶ **ThrU Turn treatment appears to improve access more for larger commercial developments**

Conclusion



Thank you

Tony Lau

Region 2 Permits Engineer

Utah Department of Transportation

tlau@utah.gov